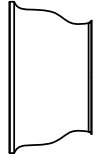
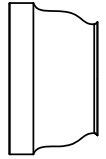


**IMPORTANT NOTE:**  
 During assembly, upper & lower spacers are specific.  
 Failure to follow these instructions will result in damage of all components.

Upper spacer is shorter

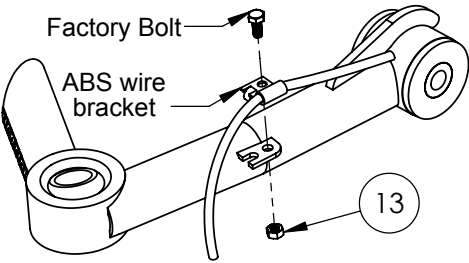


Lower spacer is taller



**ABS WIRE MOUNTING INSTRUCTIONS**

The factory ABS wire must be unbolted from the control arm when assembling or disassembling the front suspension.  
 Failure to do so can break the wire causing the ABS system not to function.



**INSTALL NOTE:**

After bolting the control arm to the frame, cycle the arm to ensure it does not contact the side of the coil bucket tower. Some vehicles may require grinding the coil bucket tower to avoid contact.

